


QUARTERLY PHYSICAL REPORT OF OPERATION  
As of December 31, 2020


Department : State Universities and Colleges (SUCs)  
Agency : Philippine Merchant Marine Academy  
Operating Unit : < not applicable >  
Organization Code (UACS) : 08 034 0000000


Particulars	UACS CODE	Physical Target (Budget Year)					Physical Accomplishment (Budget Year)					Variance	Remarks
		1st Quarter	2nd Quarter	3rd Quarter	4th Quarter	Total	1st Quarter	2nd Quarter	3rd Quarter	4th Quarter	Total		
1	2	3	4	5	6	7	8	9	10	11	12	13	14
HIGHER EDUCATION PROGRAM	31010000000000												
OO : Relevant and quality tertiary education ensured to													
Outcome Indicators							0	0	0	0	0		
1. Percentage of first-time licensure exam-takers that pass the licensure exams					75%	65%	0	0	0	95% (153/161)	95% (153/161)		Percentage of licensure exam-takers that pass the licensure exam (One year prior)
2. Percentage of graduates (2 years prior) that are employed					30%	20%	0	0	0	96.48% (219/227)	96.48% (219/227)		
Output Indicators							0	0	0	0	0		
1. Percentage of undergraduate student population enrolled in CHED-identified and RDC-identified priority programs					40%	40%	0	100% (929/929)	0	0	100% (929/929)		CMO 1 S.2014 was used in setting the target. However, Since CMO 5 s. 2019 was released last year, wherein both BSMT and BSMARe were indicated as priority programs, we opted to use this latter CMO.
2. Percentage of undergraduate programs with accreditation					N/A	N/A	0	N/A	0	0	N/A		
ADVANCED EDUCATION PROGRAM	32010000000000												
OO : Higher education research improved to promote							0	0	0	0	0		
Outcome Indicator							0	0	0	0	0		
1. Percentage of graduate school faculty engaged in research work applied in any of the following:							0	0	0	0	0		
a. pursuing advanced research degree programs (Ph.D)					N/A	N/A	0	0	0	0	0		
b. actively pursuing in the last three (3) years (investigative research, basic and applied scientific research, policy research, social science research)					N/A	N/A	0	0	0	0	0		
c. producing technologies for commercialization or livelihood improvement					N/A	N/A	0	0	0	0	0		
d. whose research work resulted in an extension program					N/A	N/A	0	0	0	0	0		
Output Indicators							0	0	0	0	0		
1. Percentage of graduate students enrolled in research degree programs					100%	100%	0	100% (84/84)	0	0	100% (84/84)		All graduate programs are research degree programs.
2. Percentage of accredited graduate programs					N/A	N/A	0	0	0	0	0		
RESEARCH PROGRAM	32020000000000												
OO : Higher education research improved to promote							0	0	0	0	0		
Outcome Indicator							0	0	0	0	0		
1. Number of research outputs in the last three years utilized by the industry or by other beneficiaries					N/A	N/A	0	0	0	0	0		

Department : State Universities and Colleges (SUCs)  
 Agency : Philippine Merchant Marine Academy  
 Operating Unit : < not applicable >  
 Organization Code (UACS) : 08 034 0000000

Particulars	UACS CODE	Physical Target (Budget Year)					Physical Accomplishment (Budget Year)					Variance	Remarks
		1st Quarter	2nd Quarter	3rd Quarter	4th Quarter	Total	1st Quarter	2nd Quarter	3rd Quarter	4th Quarter	Total		
1	2	3	4	5	6	7	8	9	10	11	12	13	14
Output Indicators							0	0	0	0	0		
1. Number of research outputs completed within the year					5	3	0	0	0	4	4		
2. Percentage of research outputs presented in national, regional, and international forums within the year					66.67%	66.67% (2/3)	0	0	2	1	100% (3/3)		
							0	0	0	0	0		
							0	0	0	0	0		

Prepared By:   
 PROF. RONALD D. BARRO, D. ENG  
 Planning Director  
 Date: 2021-03-01 09:03:09

In coordination with:   
 MA. SUSAN D. SAARENKO  
 Budget Officer  
 Date: 2021-03-01 09:03:09

Approved By:   
 COMMODORE NOEL BRUTAL PMMA  
 Superintendent  
 Date: 2021-03-01 09:56:17